

# Между двух реальностей

## Тестирование AR/MR

Дария Бондарева  
MobiDev  
Харьков, Украина

# Дария Бондарева



- в тестировании увереннее, чем в управлении автомобилем
- была во всех реальностях и нашла из них выход

Skype: dariia.bondariva.md

Email: d.bondariva@mobidev.biz




# О чем поговорим

- Существующие реальности
- Hololens
- Ориентация в пространстве
- Голограммы
- Управление и взаимодействие
- Меры предосторожности

# Нереальные реальности

# VR/AR/MR



# Virtual reality (VR)



# Augmented reality (AR)



# Mixed reality (MR)



## Back To The Future



## Microsoft's Future

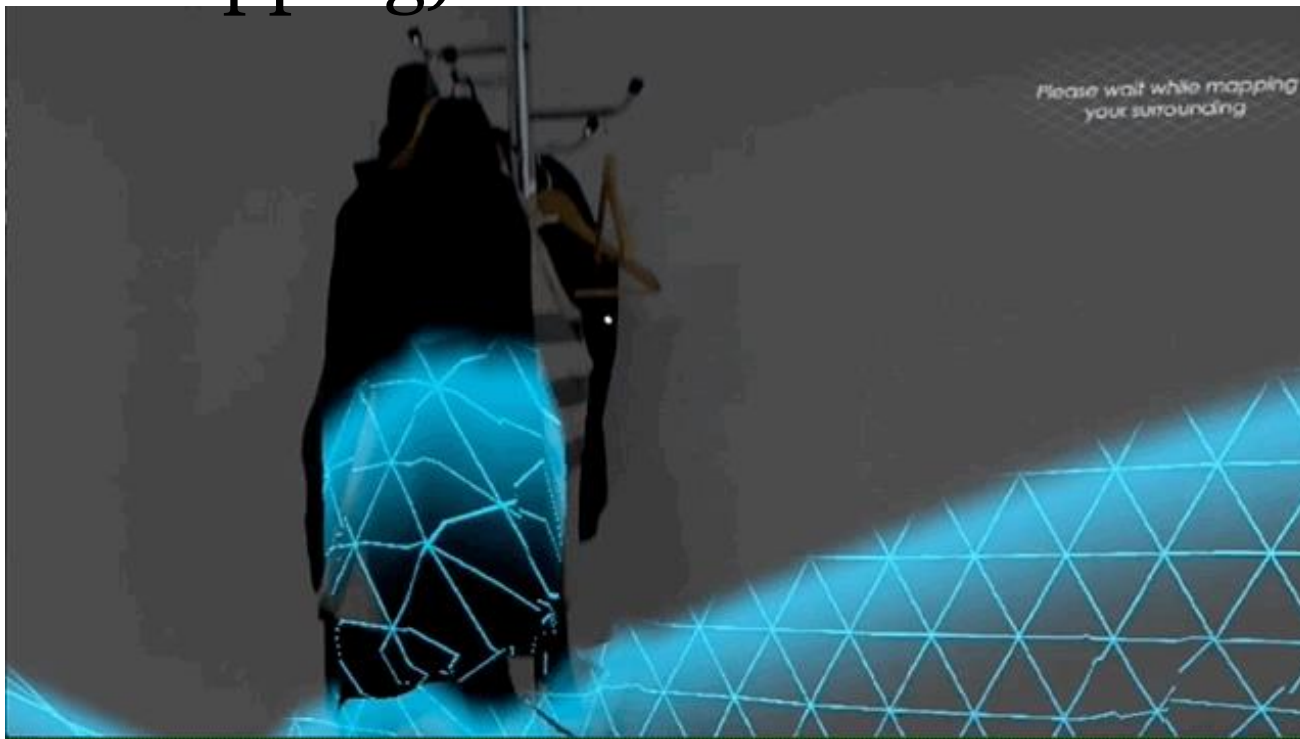




# Hololens

# Ориентация

# Пространственное сканирование (Spatial mapping)



# Преграды и столкновение (Occlusion and Collision)




# Что тут тестировать?



# Что тут тестировать?

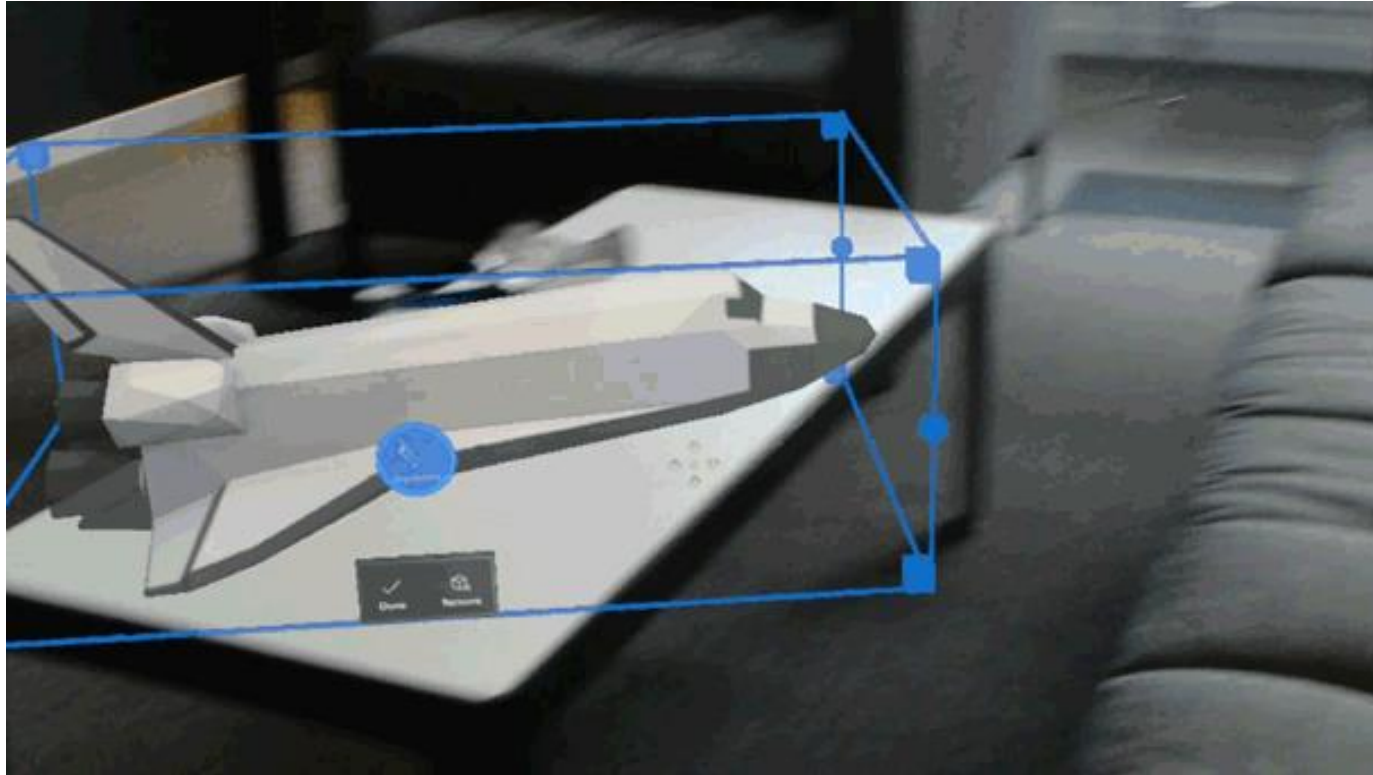
- освещение
- поверхности
- расстояния
- локации
- пересканирование



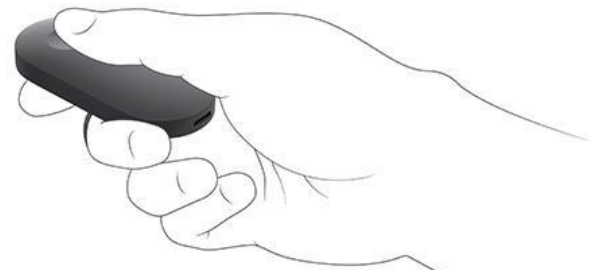
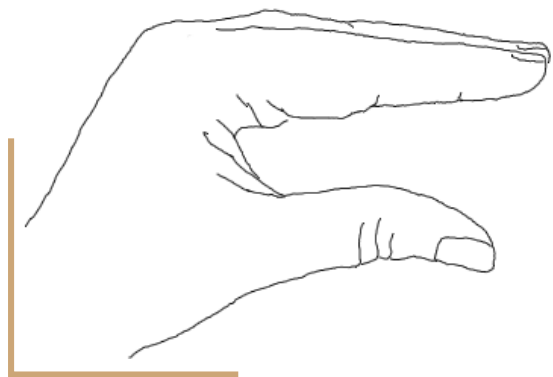
# Голограммы/Модели



# App bar and bounding box




# Управление и взаимодействие



# Gaze and Cursor



# Gaze and Cursor



# Air tap



# Air tap



# Long tap




# Long tap



# Bloom



# Bloom




# Voice commands



# Что тут тестировать?

- взаимодействие модели/поверхности
- элементы управления моделями
- отклик на жесты
- масштабирование
- индивидуальное управление моделями






# Admin panel


The screenshot shows the Microsoft HoloLens admin panel. At the top, there is a navigation bar with icons for ONLINE, SHUTDOWN, RESTART, SECURITY, COOL, 66% battery, and HELP. Below this is a large image of the HoloLens device. The main content area is divided into sections: **Device status** (with a green checkmark and the text "Everything looks good"), **Windows information** (showing computer name "HoloLens-C4J4H" and Windows version "11082.1026.x86fre.rs1\_release\_hl.160111-1900"), and **Preferences**. The preferences section includes a field for "IPD to override the stereo rendering offset" (set to 0 mm), a "Device name" field (set to "HoloLens-C4J4H"), and "Sleep settings" for both "When on battery, turn off after" and "When plugged in, turn off after" (both set to 3 minutes). A left-hand navigation menu lists categories like VIEWS, PERFORMANCE, and SYSTEM with various sub-items.

The screenshot shows the Mixed Reality Capture web interface in a browser. The address bar shows "https://192.168.1.6/Mrc.htm". The interface has a dark sidebar with a navigation menu where "Mixed Reality Capture" is highlighted with a yellow arrow. The main content area is titled "Mixed Reality Capture" and features a "Capture" section with checkboxes for "Holograms", "PV camera", "Mic Audio", and "App Audio". Below these is a dropdown menu set to "High (720p, 30fps, 5 Mbits)" and a "Live preview quality" label. There are three buttons: "Live preview", "Record", and "Take photo". A "Videos and photos" section at the bottom has buttons for "PLAY", "DELETE", "SAVE", and a "TIME CREATED" dropdown.

# Be careful!



# Вместо выводов





# Спасибо!

[d.bondarieva@mobidev.biz](mailto:d.bondarieva@mobidev.biz)

